



PRODUCT

OVERVIEW

LUMOS
CONTROLS



SIMPLEST LIGHTING CONTROLS EVER MADE!

- *Easy to specify*
- *Quick to set up*
- *Simple to use*

Lumos Controls is the world's simplest smart lighting control that allows you to create exceptional lighting experiences for smart enterprises. The ecosystem features controllers, sensors, switches, gateways, and analytical dashboards to set up basic to advanced smart controls. Lumos Controls offers you the freedom to decide what to achieve and how to grow and step into a sustainable future.



Lighting controls simplified

Simple connected smart-lighting controls that you can set and forget



Save time, money and resources

Save more on your energy bills, avail rebates, reduce labor cost, and installation time



Effortless code compliance

Make you easily comply with building energy codes and standards



Be in control of your building data

Generate detailed analytical reports on energy utilization, occupancy patterns, emergency monitoring, and device usage



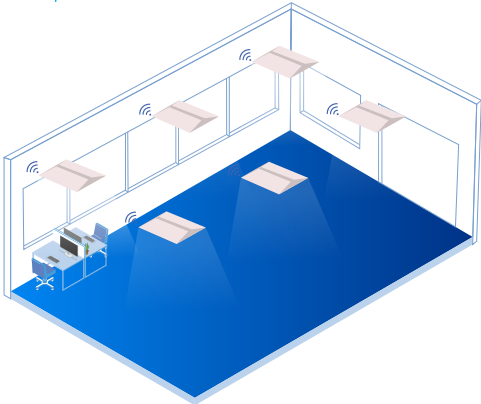
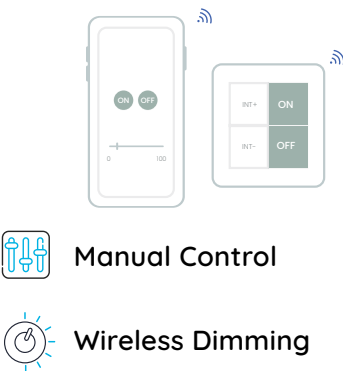
Green building initiatives

Give life to your green building and ESG initiatives through lighting

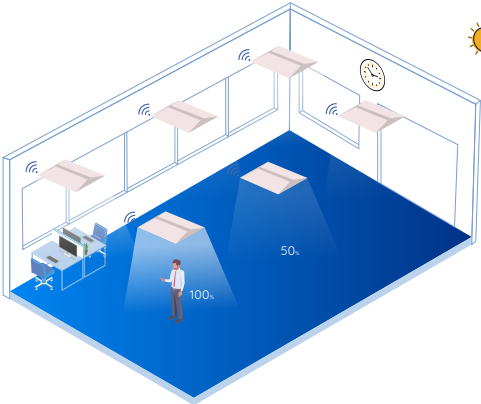
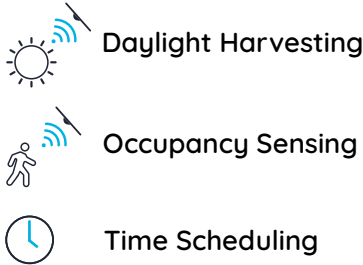
Choose smartness to simplify every stage of your journey

Our lighting control ecosystem is an end-to-end solution for every step of your smart lighting journey: starting with a simple switch and controller while gaining more benefits through automation. This ecosystem gradually contributes to green building and ESG initiatives through savings on resources, time, and money. Also, your smart journey with us expands beyond controls. You can use the same lighting infrastructure for location-based and other value-added services.

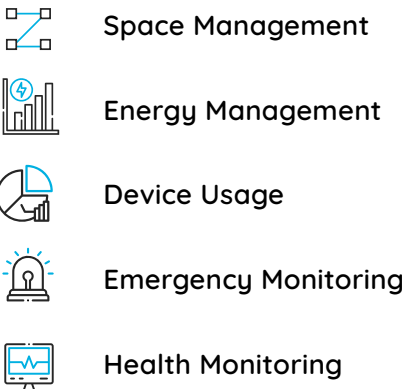
Go wireless



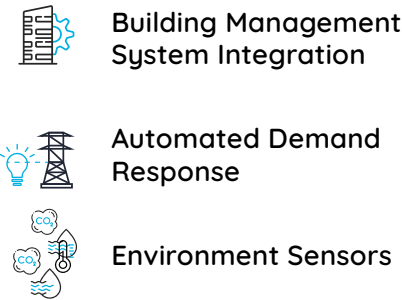
Automate lighting



Analyze data



Be carbon zero



Expand beyond controls



Mobile App

Lumos controls offers an easy-to-use mobile app to simplify and redefine smart lighting experience for enterprises. The app can easily configure and control individual/group devices, invoke scenes, and schedule device operations.

- Commission

Commission at scale

- Control

Controlling individual/group of devices conveniently

- Update

Always up-to-date with OTA upgrades and security features



- Configuration

Easy and quick configuration of multiple devices

- Automation

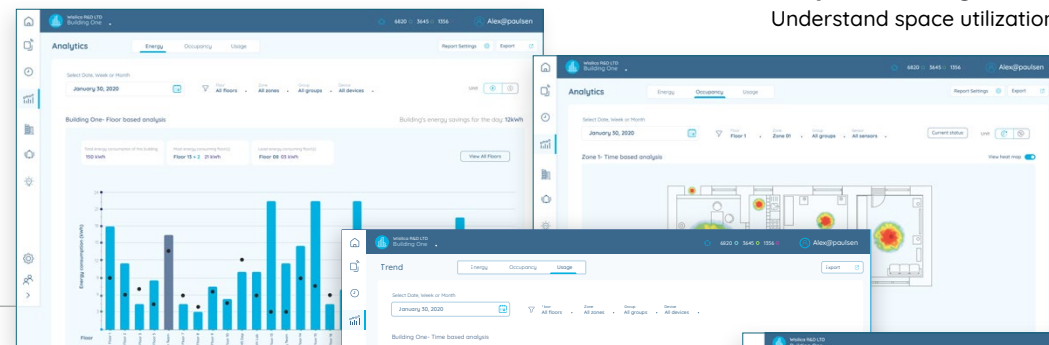
Automate lighting with sensor association and scheduling

- Maintain

Quick troubleshooting and replacement of devices in your lighting network

Analytical Reports

Get reports to plan your next course of action!



Energy Management
Know your energy savings

Device Usage Reports
Monitor the usage of your devices

Emergency Monitoring
Ensure safety & mandatory compliances

Device Portfolio

CONTROLLERS

0-10V



Radiator AF10


2 Channel AC powered
0-10V fixture controller
with inbuilt relay



Radiator AR10

2 Channel AC powered
0-10V room controller
with 20A rated relay and
power measurement

Phase Dimmer



Omni TED

Trailing edge
dimmer

DALI



Radiator AFD1/4

DALI 2.0 Controller with
single/four drivers control



Radiator ARD32

0-10V/DALI Room Controller
with upto 32 drivers control

SENSORS



Cyrus AP
PIR motion &
light sensor



Cyrus AM
Microwave motion &
light sensor



Cyrus F
DC powered fixture
mount dual channel
dimming motion &
light sensor



EMDCB
Bluetooth low energy
motion detector and
light level sensor

SWITCHES



Catron IV
Wireless
self powered
4 button switch



Catron V
Wireless
5 button
remote



Catron AI
AC powered switch interface
for push button, toggle, and
rotary switches

GATEWAY



Enor E
Gateway with
ethernet & RTC

MODULE



WIM 2480 E/C
Bluetooth-ready system-on-chip/
modules

REPEATER



Senor E
Beacon &
range extender

SMART LED DRIVERS



Ldrive 14W
Constant current
wattage selectable
tunable LED driver



Ldrive 32W
Constant current
wattage selectable
tunable LED driver



Ldrive 42W
Constant current
wattage selectable
tunable LED driver



Ldrive 36W
Dual channel
constant current
LED driver



Ldrive 60W
Dual channel
constant current
LED driver



Ldrive 50-51UC
50W LED driver with
5 channel

Applications

Education

Healthcare

Offices

Hospitality





Retail

Warehouse

Manufacturing

Museums

Religious Center



Copyright 2023. WiSilica Inc. All Rights Reserved

Corporate Office

20321 Lake Forest Dr D6
Lake Forest, CA 92630
+1 949-397-9330
www.lumoscontrols.com

Follow us on



For enquiries

sales@lumoscontrols.com