



# PSC-BL-D-CM-DC-BLE-WS

Wireless Dual Tech Ceiling Mount Motion Sensor



# Product Overview

PSC-BL-D-CM-DC-BLE-WS is a 12-24VDC powered ceiling-mounted dual technology sensor that supports both Passive Infrared (PIR) and Ultrasonic motion detection. Designed for energy-efficient lighting control, it supports occupancy-based automation in commercial and industrial spaces.

PSC-BL-D-CM-DC-BLE-WS is a part of Lumos Controls ecosystem supported by controllers, sensors, switches, modules, drivers, gateways, and analytical dashboards. The ecosystem is listed by the Design Lights Consortium (DLC), qualifying it for energy conservation incentive programs and rebates by utility companies.

# Features

- Dual technology sensing with PIR and Ultrasonic detection
- Ceiling mountable up to 12 ft (3.7 m)
- Wide coverage area: PIR – 1600 ft², Ultrasonic – 900 ft²
- Supports Occupancy and Vacancy operation modes
- 12-24VDC powered
- BLE 5.2 based wireless communication
- Surface mount to electrical enclosure

# Specifications

## Electrical

Specifications	Value
Input voltage	12-24 VDC
Current consumption	60 mA @ 12VDC, 40 mA @ 24VDC

## Bluetooth

Specifications	Value	Remarks
Connection distance (device to device)	100 ft (30.4m)	Vary depending on the installation environment

## Motion Sensor

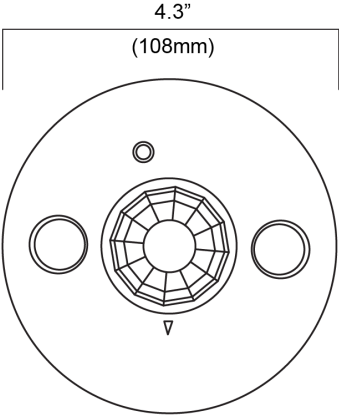
Specifications	Value
Mounting height	up to 3.7m( 12ft)
PIR sensor range	1600 ft² (150 m²)
Ultrasonic sensor range	900 ft² (85 m²)

## Environmental

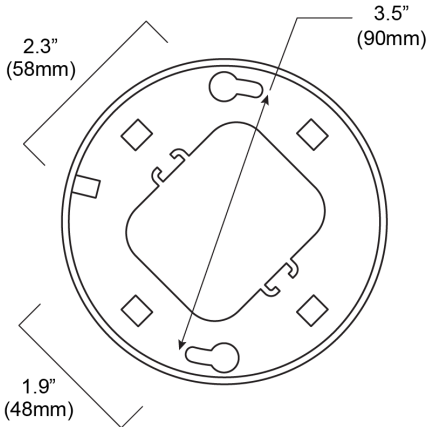
Specifications	Value
Operating temperature	-22°F to 158°F (-30°C to 70°C)
Storage temperature	-40°F to 176°F (-40°C to 80°C)
Relative humidity	90-95% non-condensing

# Product Dimension

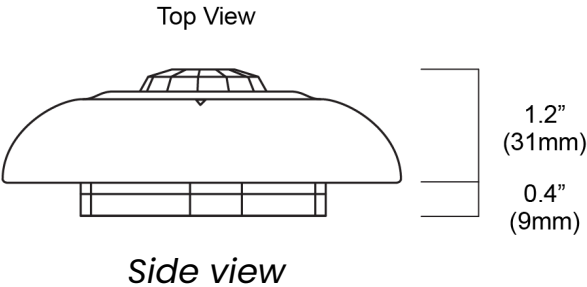
Note: Drawings Not For Scale



Top view

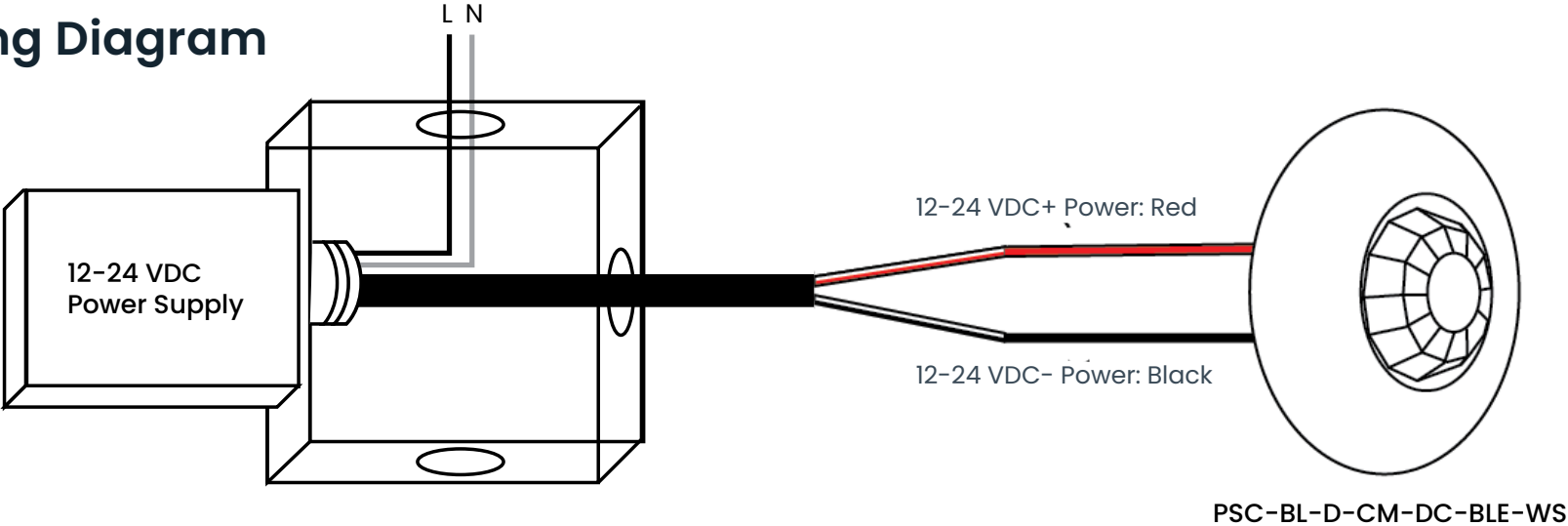


Bottom view

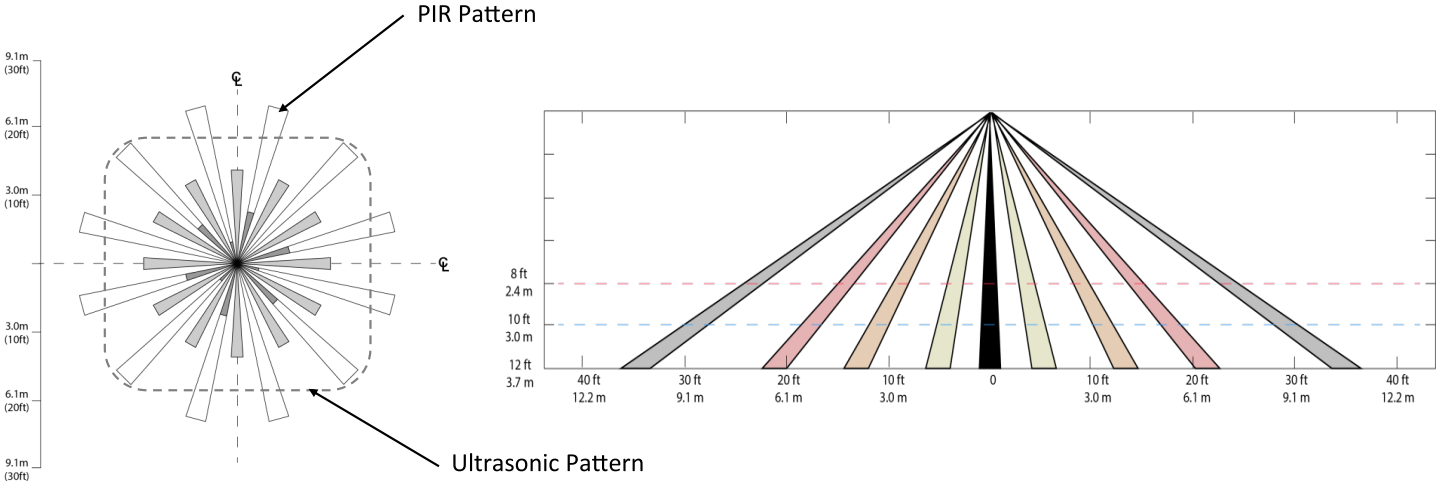


Wire	Description	Remark
Red	12-24VDC+ Power Input	Sensor Power Input
Black	Power Input Common	Sensor Power Input

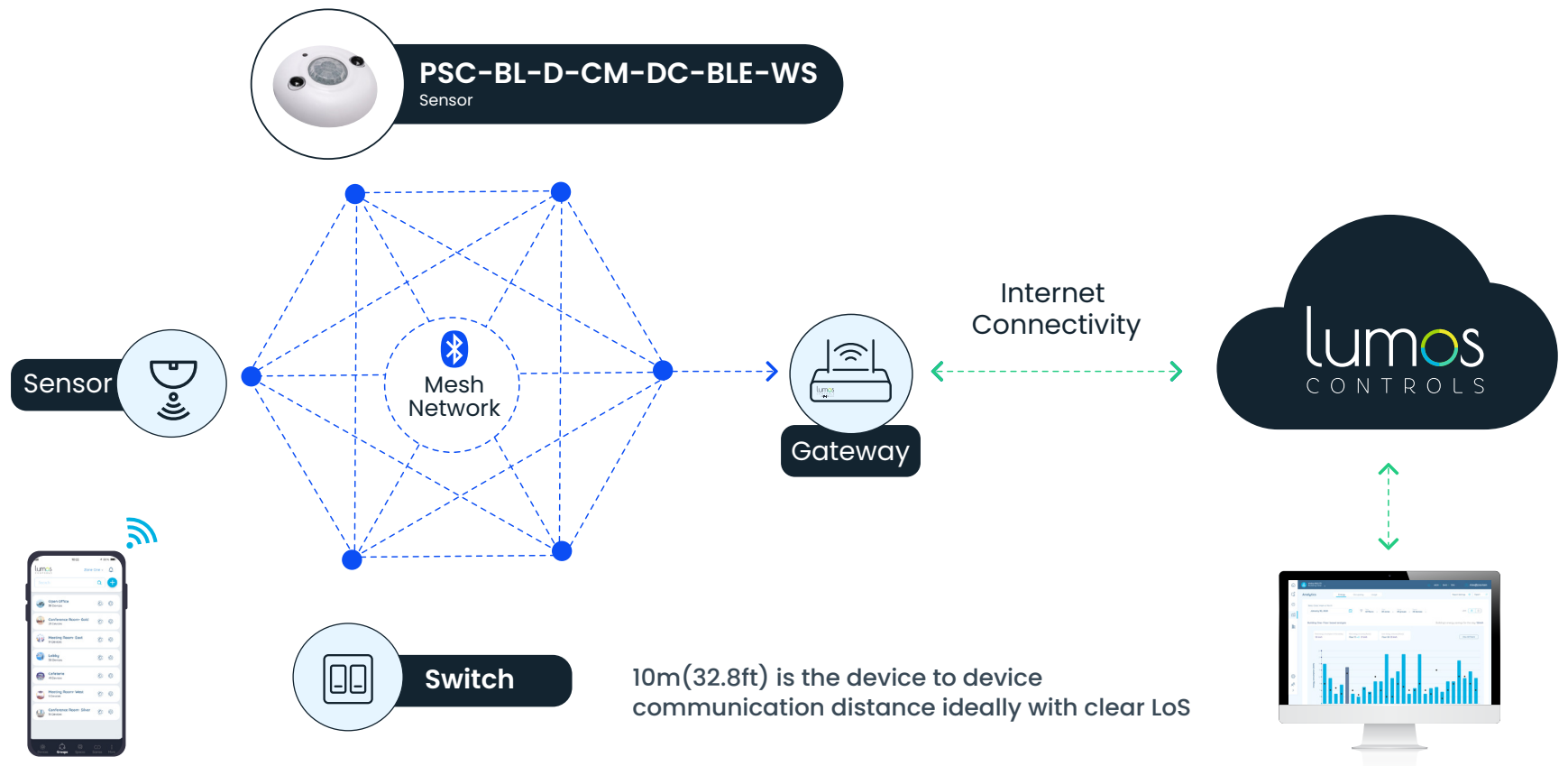
# Wiring Diagram



# Coverage Area



## Smart Ecosystem



## Ordering Information

Product Code	Product Description	Communication	Input Voltage	Colors
PSC-BL-D-CM-DC-BLE-WS-WT	Wireless Dual Tech Ceiling Mount Motion Sensor	BLE 5.2	12-24VDC	White
PSC-BL-D-CM-DC-BLE-WS-BK	Wireless Dual Tech Ceiling Mount Motion Sensor	BLE 5.2	12-24VDC	Black

The Bluetooth® word mark and logos are registered trademarks owned by Bluetooth SIG, Inc. and any use of such marks by WiSilica Inc. is under license. Other trademarks and trade names are those of their respective owners.



20321 Lake Forest Dr D6,  
Lake Forest, CA 92630

[www.lumoscontrols.com](http://www.lumoscontrols.com)  
+1 949-397-9330